

 ICOM

  
www.hspshop.it

HF/50/144/440 MHz MULTIMODE  
PORTABLE TRANSCEIVER

IC-705

**Be Active!**

*In the field with the IC-705*



  
www.hspshop.it

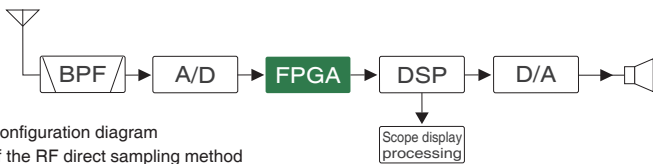
# HF to 440 MHz Multiband and Multimode Includes “Base Station” performance and features in the palm of your hand

## HF/50/144/440 MHz Multimode

From HF to 50/144/440 MHz, you can enjoy a variety of bands in the D-STAR DV, SSB, CW, RTTY, AM and FM modes. The IC-705 receives continuously from 30 kHz through the 144 MHz band. You can also enjoy FM broadcast and air band reception.

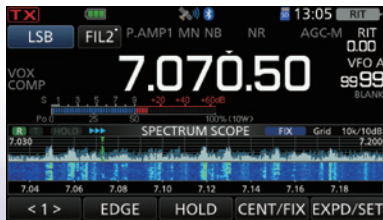
## RF Direct Sampling System

The IC-705 employs an RF direct sampling system, where RF signals are directly converted to digital data. Then processed in the FPGA (Field-Programmable Gate Array), making it possible to simplify the circuit construction as well as reducing internal noise that can mask weak signals. \* The down-conversion IF sampling method is used for 25 MHz and above.



Configuration diagram of the RF direct sampling method

## Real-Time Spectrum Scope and Waterfall Display



Display example of real-time spectrum scope and waterfall

Performance seen with the IC-7300 and IC-9700 spectrum scope is at the tip of your fingers for field operation. You can quickly see band activity as well as finding a clear frequency, all in the compact radio and not as an expensive add-on.

## Large Touch Screen Color Display

The large 4.3" color TFT touch LCD, same size as the IC-7300 and IC-9700, offers intuitive operation of functions, settings, and various operational visual aids, such as the band scope, waterfall, and audio scope functions.



Touch screen display



Menu screen example

## Compact and Lightweight Design



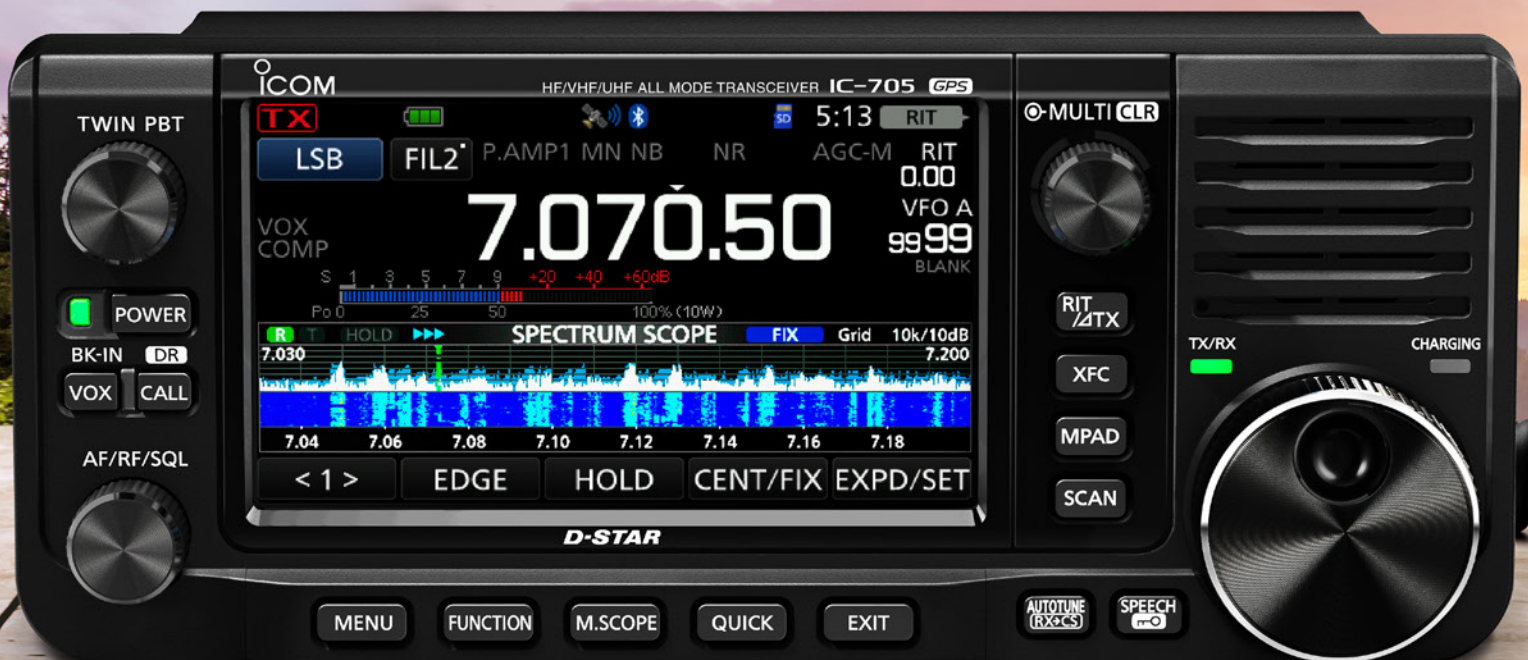
“Base Station” performance in the palm of your hand! You will quickly see how this compact radio is rugged, for outdoor use, in a small, lightweight package, weighing approximately 1.1 kg (2.4 lb).

## BP-272 Li-ion Battery Pack or 13.8 V DC External Power Supply



BP-272 attached (Rear panel view)

Utilizing the high capacity Li-ion battery from the ID-51A and ID-31A handheld radios. A 13.8 V DC external power supply can be used for operation and charging of the BP-272.



# Linking the D-STAR DV Band.



\* Antenna and antenna connector are not included.



## Be Active!

In the field with the IC-705

### Maximum Output Power 5 W (BP-272), 10 W (13.8 V DC)

In portable mode, the IC-705 has the maximum output power of 5 W from the BP-272 which can last approximately 3 hours\*. This is perfect for true 5 W QRP as well as the 0.5 W QRPp operations. Once you setup with a 13.8 V DC power source, you have up to 10 W.

\* TX : RX : Standby = 1 : 1 : 8 (The Power Save function ON, in the FM mode)

### WLAN/Bluetooth® Technologies Bluetooth®

Utilize WLAN/Bluetooth® technologies for linking and remote control\*, for a true wireless operation. The VS-3 headset (optional) enables more comfortable operation via Bluetooth®.

\* Those features will be available with future firmware upgrades.

### GPS Functions

An internal GPS receiver and antenna enhance your operations by providing location logging\*, RX/TX locations via D-PRS, "Near Me" repeater search/scan, QSO recording with metadata\*, and internal clock synchronization.

\* A microSD memory card is required.

### microSD Card Slot

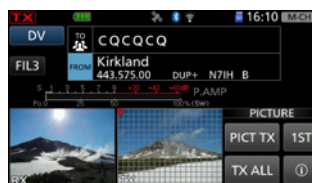
The microSD card slot enables the storage of user profiles, QSO recording, TX voice memory keyer, RTTY logging, GPS data, screen capture, firmware upgrades, and programming.

### Micro USB Connector

In addition to the two COM ports, radio control plus audio, the IC-705 can be charged via the micro USB port.



### D-STAR Functions



Enjoy the latest DV mode features with the IC-705. Have direct access to the D-STAR network with Terminal/Access point modes. Additionally, the IC-705 has the Photo Share feature introduced with the IC-9700. Share photos, without the need of a computer with other users.

### Programmable Speaker Microphone



Enjoy portable operations with the supplied HM-243, programmable speaker microphone. Perfect for operation with the IC-705 safely secured in the optional LC-192 backpack. User assignable buttons put functions like frequency and volume adjustments at the tip of your fingers, without removing your backpack.

### Optional Backpack, LC-192, Ideal for Field Operations



LC-192 Multi-function backpack

Designed to be the "Ultimate", must have accessory for the IC-705, the LC-192 is the perfect utility backpack. Features like a safety strap, with a 1/4"-20 mounting lug to keep the IC-705 from accidentally falling out of the custom radio compartment, to the user adjustable internal panels for custom compartments for antennas, battery packs, or other items necessary for an afternoon SOTA activation.

HF/50/144/440 MHz MULTIMODE  
PORTABLE TRANSCEIVER

# IC-705

Actual size

## SPECIFICATIONS

### GENERAL

Receiver	0.030–199.999*2, 400.000–470.000*2			
Frequency coverage*1 (Unit: MHz)	Receiver	1.800–1.999 7.000–7.300 18.068–18.168 28.000–29.700 430.000–450.000	3.500–3.999 10.100–10.150 21.000–21.450 50.000–54.000	5.255–5.405*2 14.000–14.350 24.890–24.990 144.000–148.000
	Transmitter			
	Mode	USB, LSB, CW, RTTY, AM, DV, FM, WFM (Rx only)		
	No. of memory channels	500 regular (100 groups), 25 scan edges, 4 call (2 ch x 2 bands) channels		
Antenna connector	BNC connector (50 Ω)			
Power supply requirement	13.8 V DC ±15% (with external power supply) 7.4 V DC (with BP-272)			
Operating temperature range	–10°C to +60°C; +14°F to +140°F			
Frequency stability	Less than ± 0.5 ppm (–10°C to +60°C; 14°F to 140°F)			
Frequency resolution	1 Hz			
Current drain		13.8 V DC	7.4 V DC	
	TX (Max. power)	Less than 3 A (10 W)	Less than 2.5 A (5 W)	
	RX (Max. audio)	0.5 A (typical)	0.8 A (typical)	
	RX (Standby)	0.3 A (typical)	0.5 A (typical)	
Dimensions (W×H×D, projections not included)	200 × 83.5 × 82 mm; 7.9 × 3.3 × 3.2 in			
Weight (approximate)	1.1 kg; 2.4 lb (including BP-272)			

\*1 Showing the USA version. Varies according to the version.

\*2 Some frequency bands are not guaranteed.

### TRANSMITTER

Output power		13.8 V DC	7.4 V DC
	SSB/CW/RTTY/FM/DV	0.1 – 10 W	0.1 – 5 W
	AM	0.025 – 2.5 W	0.025 – 1.25 W
Modulation system	SSB : Digital P.S.N. modulation, AM : Digital low power modulation FM : Digital Reactance modulation, DV : Digital GMSK modulation		
Spurious emissions	Less than –50 dB (HF), Less than –60 dB (50 MHz), Less than –60 dB (144/430/440 MHz)		
Carrier suppression	More than 50 dB		
Unwanted sideband	More than 50 dB		

### RECEIVER

Receiver system	0.030–24.999 MHz RF Direct Sampling				
	25 MHz and above Down Conversion IF Sampling				
Intermediate frequencies	25 MHz and above: 38.85 MHz±0.5 MHz				
Sensitivity (HF: Preamp-1 ON, 50 MHz: Preamp-2 ON, 144/430/440 MHz: Preamp ON)	SSB/CW (10 dB S/N)	–	0.20 μV	0.15 μV	
	AM (10 dB S/N)	13.0 μV	2.0 μV	1.0 μV	
	FM (12 dB SINAD)	0.5 μV (28.000–29.700 MHz)	0.25 μV	0.18 μV	
	DV (1% BER)(PN9)	1.0 μV (28.000–29.700 MHz)	0.63 μV	0.35 μV	
Selectivity (Filter: SHARP)		0.500–1.799 MHz	1.800–29.999 MHz	50 MHz	144/430/440 MHz
	SSB (BW=2.4 kHz)	More than 2.4 kHz/–6 dB		Less than 3.4 kHz/–40 dB	
	CW (BW=500 Hz)	500 Hz/–6 dB		700 Hz/–40 dB	
	RTTY (BW=500 Hz)	500 Hz/–6 dB		800 Hz/–40 dB	
	AM (BW=6 kHz)	6.0 kHz/–6 dB		10 kHz/–40 dB	
	FM (BW=15 kHz)	12.0 kHz/–6 dB		22 kHz/–40 dB	
	DV (12.5 kHz spacing)	Less than –50 dB			
	Spurious and image rejection ratio (SSB/CW/AM/FM)	HF	More than 70 dB* (except for ADC aliasing)		
50 MHz		More than 70 dB*			
144 MHz		More than 65 dB			
430 MHz		More than 54 dB			
* At Intermediate frequency in 25–30 MHz or 50–54 MHz: More than 50 dB					
Audio output power	Internal SP	More than 530 mW (12 Ω load at 10% distortion)			
	External SP	More than 200 mW (8 Ω load at 10% distortion)			

All stated specifications are subject to change without notice or obligation.

Icom, Icom Inc. and the Icom logo are registered trademarks of Icom Incorporated (Japan) in Japan, the United States, the United Kingdom, Germany, France, Spain, Russia, Australia, New Zealand, and/or other countries. The Bluetooth® word mark and logos are registered trademark owned by Bluetooth SIG, Inc. and any use of such marks by Icom Inc. is under license. Android is a registered trademark or a trademark of Google LLC. iOS is a trademark or a registered trademark of Cisco in the U.S. and other countries and is used under license. Windows is either a registered trademark or a trademark of Microsoft Corporation in the United States and/or other countries. ALPHA ANTENNA is registered trademark of Productive Industries LLC. in the United States. All other trademarks are the properties of their respective holders. This product includes "zlib", "libpng" and real-time OS "RTX" open source software, and is licensed according to the open source software license. D-STAR (Digital Smart Technology for Amateur Radio) is a digital radio protocol developed by JARL (Japan Amateur Radio League).

Icom Inc.

1-1-32, Kamiminami, Hirano-Ku, Osaka 547-0003, Japan Phone: +81 (06) 6793 5302 Fax: +81 (06) 6793 0013

www.icomjapan.com

Count on us!

Icom America Inc.  
www.icomamerica.com

Icom (Europe) GmbH  
www.icomeurope.com

Icom (Australia) Pty. Ltd.  
www.icom.net.au

Your local distributor/dealer:

Icom Canada  
www.icomcanada.com

Icom Spain S.L.  
www.icomspain.com



Icom (UK) Ltd.  
www.icomuk.co.uk

Icom France s.a.s.  
www.icom-france.com


Icom Brazil  
E-mail: sales@icombrasil.com

**HARDSOFT PRODUCTS**  
Via Pescara, 2 - CHIETI - 66100  
ITALY  
TEL. 0871-560.100  
e-Mail: hsp@hsp.it  
Website: www.hspshop.it

## Supplied Accessories

- HM-243 Speaker microphone
- BP-272 Battery pack
- OPC-2421 DC power cable

## Side Panel View



## Optional Accessories

- BC-202IP3L Rapid charger (An AC adapter or CP-25H is required.)
- BC-123S AC adapter for BC-202IP3L single unit (Straight plug type is required)
- BC-228 AC adapter for BC-202IP3L multiple connections (Up to 6 x BC-202IP3L)
- BP-272 Li-ion battery pack 7.4 V, 2000 mAh (typ.)
- BP-307 Li-ion battery pack 7.2 V, 3150 mAh (typ.) (Available at a later date)
- CP-25H Cigarette lighter cable for single BC-202IP3L
- CS-705 Programming software for Windows®\*
- HM-243 Speaker microphone
- OPC-2421 DC power cable
- OPC-2417 Data cable (Micro USB - Micro USB)
- OPC-2418 Data cable (USB Type C - Micro USB)
- RS-BA1 Version 2 IP remote control software
- RS-MS1A Remote control software for Android™\*
- RS-MS3W Remote control software for Windows®\*
- RS-MS3A Remote control software for Android™\*
- ST-4001A Picture utility software for Android™\*
- ST-4001B Picture utility software for iOS™\*
- ST-4001W Picture utility software for Windows®\*
- VS-3 Bluetooth® headset
- AH-705 Antenna tuner (Available at a later date)



• LC-192 Multi-function backpack

Visit our website for more details on the LC-192



\* Download free software

## Preferred Partner Product

- AL-705 QRP Portable Magnetic Loop Antenna  
10 – 40 meter (7.0 – 29.7 MHz)  
by Alpha Antenna®  
Deployed Diameter: 67 cm; 26.5 in  
Stored Size: 25 × 28 × 6 cm; 10 × 11 × 2.5 in  
Antenna Weight: 860 g; 1.9 lb



\* For purchasing, please contact your local Icom dealer.