



ASSEMBLY INSTRUCTION

NL2FX / NL2FRX

speakON® SPX Series | Lockable Loudspeaker Connector

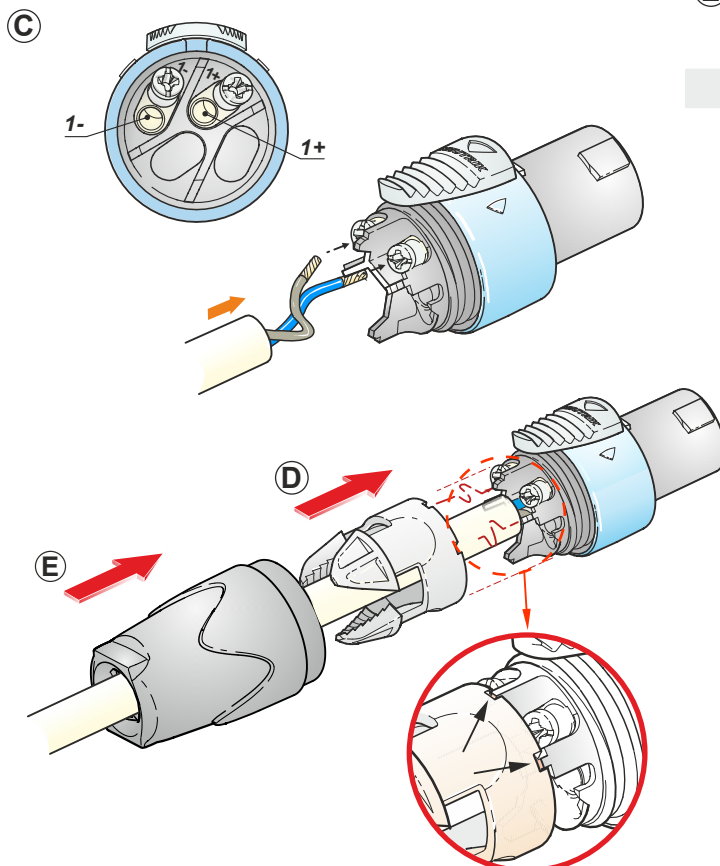
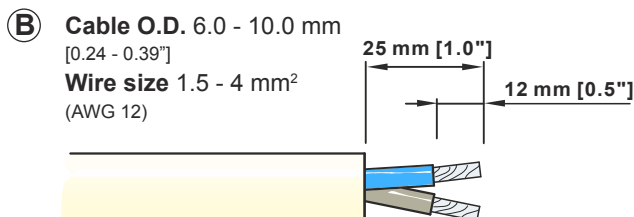
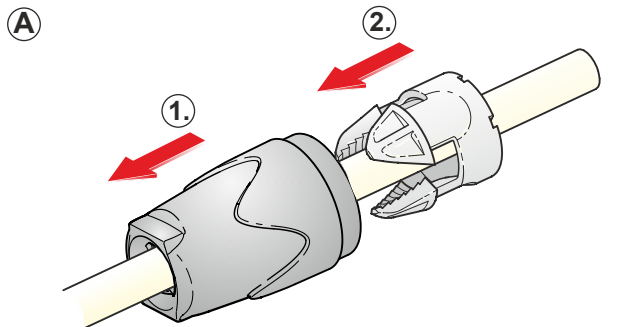
IMPORTANT SAFETY INSTRUCTION

Electrical Rating acc. UL & CSA:
USR: 40A/250V, CNR: 25A/250V

“CAUTION: NOT FOR INTERRUPTING CURRENT”

“ATTENTION: NE PAS UTILISER POUR COUPER LE COURANT”

Attention: speakON is not to be used as an AC mains or power supply connector!



Assembly of the Connector:

A Place bushing and chuck over cable.

B Prepare cable as shown.

Important is the stripping length of 25 mm and 12 mm.


C Insert wires into terminals and secure clamp terminals with screw driver (POZIDRIV® #1) at max. torque 0.8 Nm.
For 6 mm² (AWG 10) remove screws, clamping sheet and solder.

D Push chuck up to housing .

Important: Align the chuck by positioning the nose into the recess.

E Finish installation by turning the bushing onto the connector.

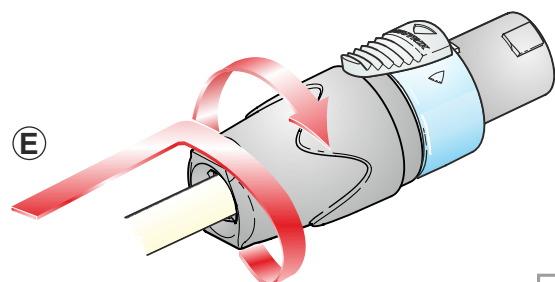
INFO to the screw driver:



DO NOT USE!

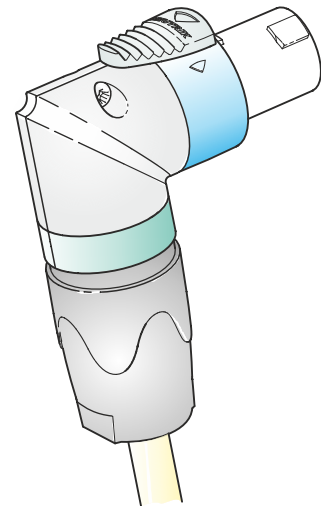
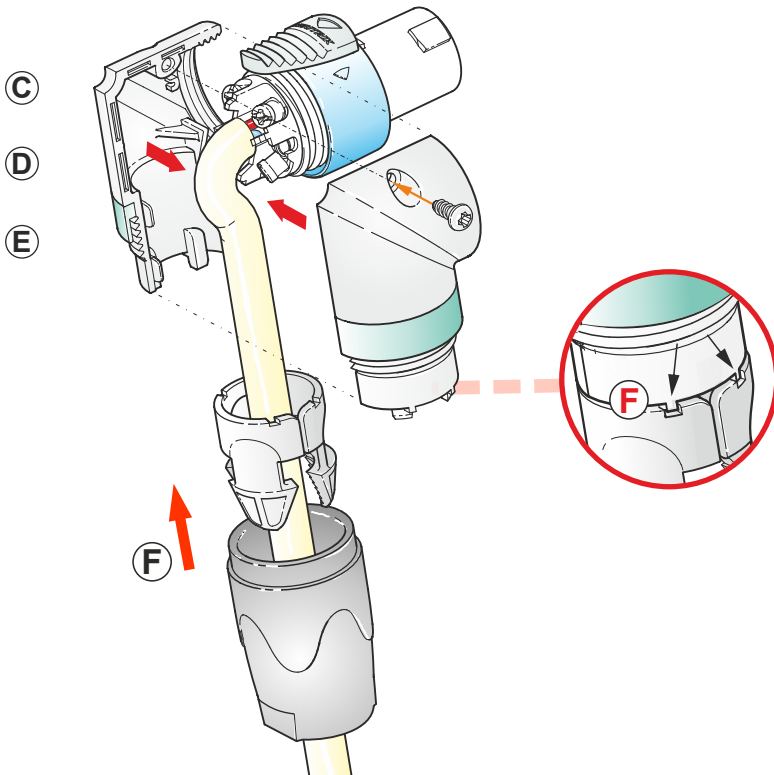
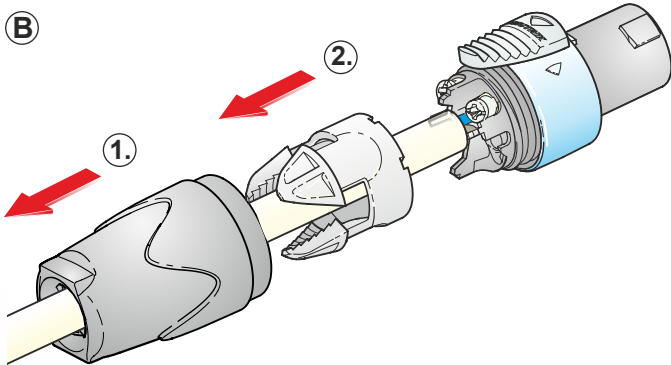
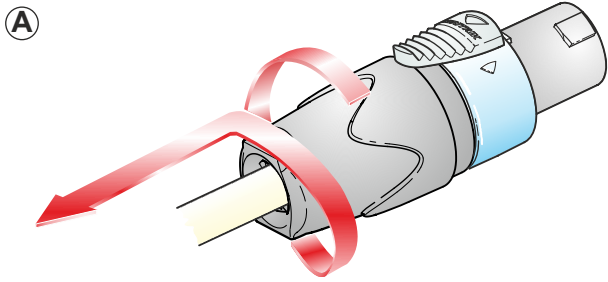
POZIDRIV® #1

Philips





Assembly of the Conversion Kit LRX:



- A** Open the bushing.
- B** Slide the bushing and the chuck back.
- C** Bend the cable as shown.
- D** Position the two conversion shells to fit on the connector thread.
- E** Press together and fix by screw.
- F** Slide the chuck onto the housing and fasten the bushing.

Important: Align the chuck by positioning the nose into the recess.



Find more details of speakCON on www.neutrik.com.

NEUTRIK AG LI T: +423/237 24 24 F: +423/232 53 93
 NEUTRIK USA Inc. USA T: +1 704 / 972 3050 F: +1 704/438 9202
 NEUTRIK (UK) Ltd. UK T: +44 1983 / 811 441 F: +44 1983/811 439
 NEUTRIK Vertriebs GmbH DE/NL/AT/DK T: +49 8131 / 280 890 F: +49 8131/280 830

NEUTRIK France FR T: +33 1/4131 6750 F: +33 1/4131 0511
 NEUTRIK Tokyo Ltd. JP T: +81 3/3663 4733 F: +81 3/3663 4796
 NEUTRIK Hong Kong Ltd. HK T: +852/2687 6055 F: +852/2687 6052
 NEUTRIK India Pvt. Ltd. IND T: +91/982 05 43 424 F: +91/22 26163 540

Draft. Nr.: BDA 348 | Update: 22.11.2016 | Data subject to change without prior notice. ©2016 NEUTRIK®. ALL RIGHTS RESERVED. NEUTRIK® is a registered trademark.