



# OPERATING & ASSEMBLY INSTRUCTION

## powerCON® | Locking 3 pole Power Connector

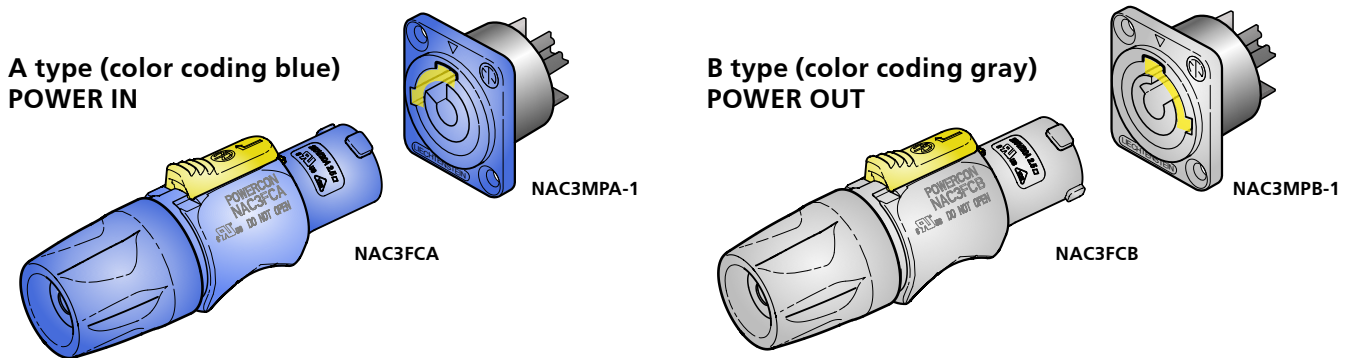
### A. OPERATING INSTRUCTION

#### IMPORTANT SAFETY INSTRUCTION:

The powerCON system is certified as connector without breaking capacity according IEC 61984 / VDE 0627. In this standard the term connector (without breaking capacity) refers to components which in normal use are not to be engaged or disengaged when under load or live.

#### Connector Combination & Keyways:

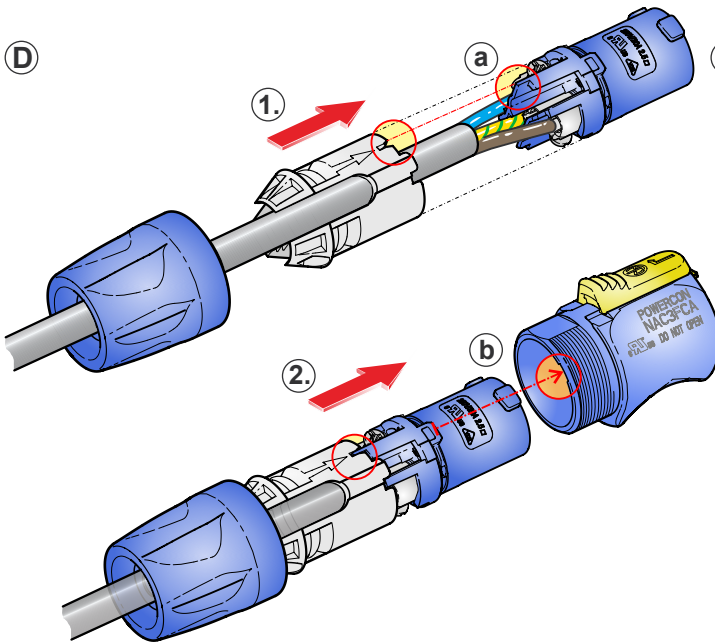
With the two non-interchangeable types of connectors (A type and B type) it is impossible to produce a short circuit. Mating connectors (combination) are identified by mechanical keyways and by color.



### B. ASSEMBLY INSTRUCTION

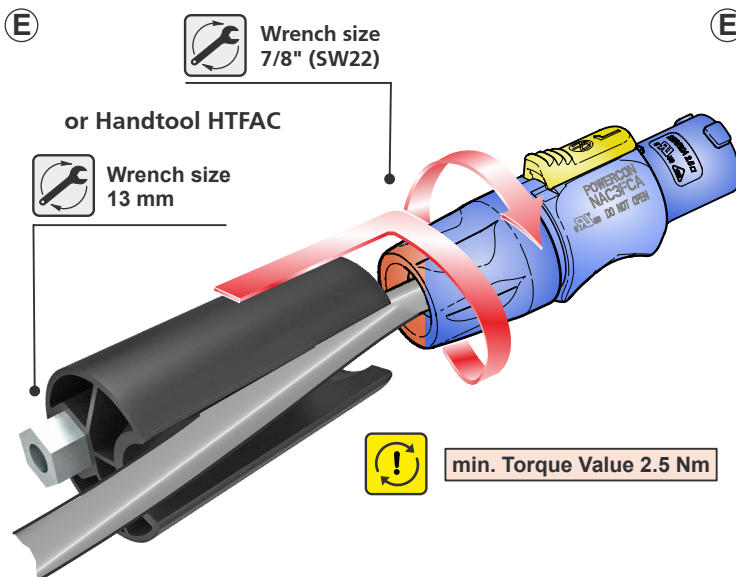
- A** Place the bushing (1) and the chuck (2) over the cable.
- |                  |                                |
|------------------|--------------------------------|
| White chuck (a): | 6.0 - 11.0 mm [0.236 - 0.433"] |
| Black chuck (b): | 9.5 - 15.0 mm [0.374 - 0.59"]  |
| VDE:             | 9.5 - 14.0 mm [0.374 - 0.551"] |
- B** Prepare the cable as shown.
- |             |                               |
|-------------|-------------------------------|
| Cable O.D.: | 6.0 - 15.0 mm [0.236 - 0.59"] |
| Wire size:  | 2.5 mm <sup>2</sup> (AWG 14)  |
- C** Insert the wire into the terminals and fasten the clamping device with a POZIDRIV® #1, max. Torque 0.5 Nm (0.37 lb-ft).
- POZIDRIV® #1  
max. Torque Value 0.5 Nm
- WIRING  
N PE L





**D** Slide the insert and the chuck (1) into the housing (2).

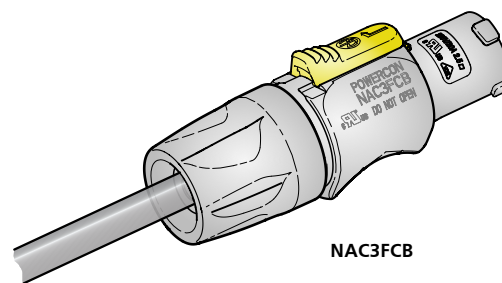
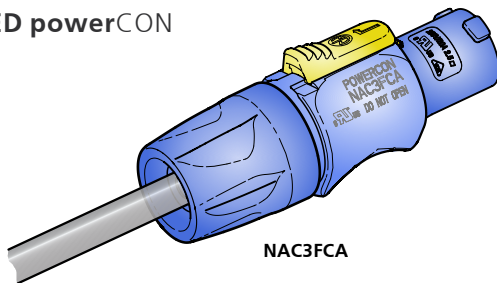
**Important:**  
**(a) Align the chuck by positioning the nose into the recess.**  
**(b) Pay attention to the guiding keyway!**



**E** Fasten bushing by means of a fork wrench 7/8" (SW 22) or with the Neutrik handtool HTFAC, min. Torque 2.5 Nm (1.8 lb-ft).

**OPTION:**  
 Use the Neutrik handtool Art. No. HTFAC to tighten the bushing.

**FINISHED powerCON**



Find more details of powerCON on [www.neutrik.com](http://www.neutrik.com).

NEUTRIK AG	LI	T: +423/237 24 24	F: +423/232 53 93	NEUTRIK France	FR	T: +33 1/4131 6750	F: +33 1/4131 0511
NEUTRIK USA Inc.	USA	T: +1 704 / 972 3050	F: +1 704/438 9202	NEUTRIK Tokyo Ltd.	JP	T: +81 3/3663 4733	F: +81 3/3663 4796
NEUTRIK (UK) Ltd.	UK	T: +44 1983 / 811 441	F: +44 1983/811 439	NEUTRIK Hong Kong Ltd.	HK	T: +852/2687 6055	F: +852/2687 6052
NEUTRIK Vertriebs GmbH	DE/NL/AT/DK	T: +49 8131 / 280 890	F: +49 8131/280 830	NEUTRIK India Pvt. Ltd.	IND	T: +91/982 05 43 424	F: +91/22 26163 540

Draft. Nr.: BDA 452 | Update: 04.12.2017 | Data subject to change without prior notice. ©2017 NEUTRIK®. ALL RIGHTS RESERVED. NEUTRIK® is a registered trademark.